

HOSTAFORM® C 52021 - POM
Description

Injection molding grade with extremely high flow

Chemical abbreviation according to ISO 1043-1: POM Molding compound ISO 29988- POM-K, M-GNR, 06-002 POM copolymer Extremely easy flowing Injection molding type for very thin-walled precision molded parts with unfavourable flow-path-wallthickness relation; permits processing at reduced temperature and also shorter cycle times; for mechanical lower requirements; good chemical resistance to solvents, fuel and strong alkalis as well as good hydrolysis resistance; high resistance to thermal and oxidative degradation. Monomers and additives are listed in EU-Regulation (EU) 10/2011 FDA compliant according to 21 CFR 177.2470 UL-registration in natural a thickness more than 0.81 mm, in black a thickness more than 1.5 mm as UL 94 HB, temperature index UL 746 B for a thickness of 1.5 mm, electrical 105 °C, mechanical 90 °C Burning rate ISO 3795 and FMVSS 302 < 75 mm/min for a thickness more than 1 mm. Ranges of applications: For very thin-walled precision molded parts with unfavourable flow-path-wallthickness relation; permits processing at reduced temperature and also shorter cycle times. FDA = Food and Drug Administration (USA) FMVSS = Federal Motor Vehicle Safety Standard (USA) UL = Underwriters Laboratories (USA)

Physical properties	Value	Unit	Test Standard
Density	1410	kg/m ³	ISO 1183
Melt volume rate, MVR	39	cm ³ /10min	ISO 1133
MVR temperature	190	°C	ISO 1133
MVR load	2.16	kg	ISO 1133
Molding shrinkage, parallel (flow)	1.9	%	ISO 294-4, 2577
Molding shrinkage, transverse normal	1.8	%	ISO 294-4, 2577
Water absorption, 23°C-sat	0.65	%	Sim. to ISO 62
Humidity absorption, 23°C/50%RH	0.2	%	ISO 62

Mechanical properties	Value	Unit	Test Standard
Tensile modulus	3000	MPa	ISO 527-1, -2
Tensile stress at yield, 50mm/min	65	MPa	ISO 527-1, -2
Tensile strain at yield, 50mm/min	7	%	ISO 527-1, -2
Tensile nominal strain at break, 50mm/min	15	%	ISO 527-1, -2
Tensile creep modulus, 1h	2500	MPa	ISO 899-1
Tensile creep modulus, 1000h	1300	MPa	ISO 899-1
Flexural modulus, 23°C	2850	MPa	ISO 178
Flexural stress at 3.5% strain	77	MPa	ISO 178
Charpy impact strength, 23°C	150	kJ/m ²	ISO 179/1eU
Charpy impact strength, -30°C	150	kJ/m ²	ISO 179/1eU
Charpy notched impact strength, 23°C	5	kJ/m ²	ISO 179/1eA
Charpy notched impact strength, -30°C	5	kJ/m ²	ISO 179/1eA
Ball indentation hardness, 30s	148	MPa	ISO 2039-1

Thermal properties	Value	Unit	Test Standard
Melting temperature, 10°C/min	166	°C	ISO 11357-1/-3
DTUL at 1.8 MPa	106	°C	ISO 75-1, -2
Coeff. of linear therm expansion, parallel	1.1	E-4/°C	ISO 11359-2
Flammability @1.6mm nom. thickn.	HB	class	UL 94
thickness tested (1.6)	1.5	mm	UL 94
Flammability at thickness h	HB	class	UL 94
thickness tested (h)	0.81	mm	UL 94
UL recognition (h)	UL	-	UL 94

Electrical properties	Value	Unit	Test Standard
Dielectric constant (Dk), 100Hz	4	-	IEC 60250
Dielectric constant (Dk), 1MHz	4	-	IEC 60250
Dissipation factor, 100Hz	30	E-4	IEC 60250
Dissipation factor, 1MHz	50	E-4	IEC 60250
Volume resistivity, 23°C	1E12	Ohm*m	IEC 62631-3-1
Surface resistivity, 23°C	1E14	Ohm	IEC 62631-3-2
Electric strength, 23°C (AC)	35	kV/mm	IEC 60243-1
Comparative tracking index	PLC 0	-	UL 746

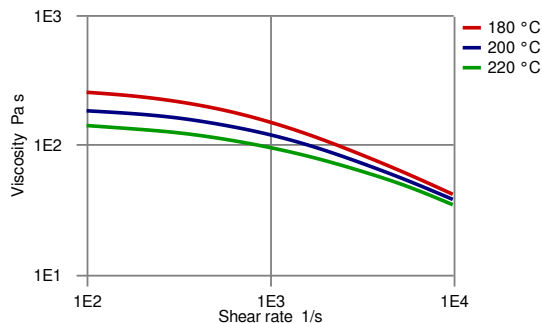
HOSTAFORM® C 52021 - POM

Rheological calculation properties

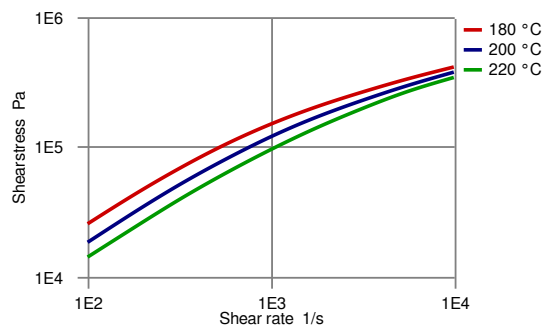
	Value	Unit	Test Standard
Density of melt	1200	kg/m ³	Internal
Thermal conductivity of melt	0.155	W/(m K)	Internal
Spec. heat capacity melt	2060	J/(kg K)	Internal
Ejection temperature	140	°C	Internal

Diagrams

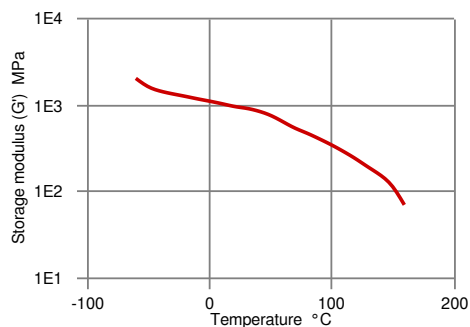
Viscosity-shear rate



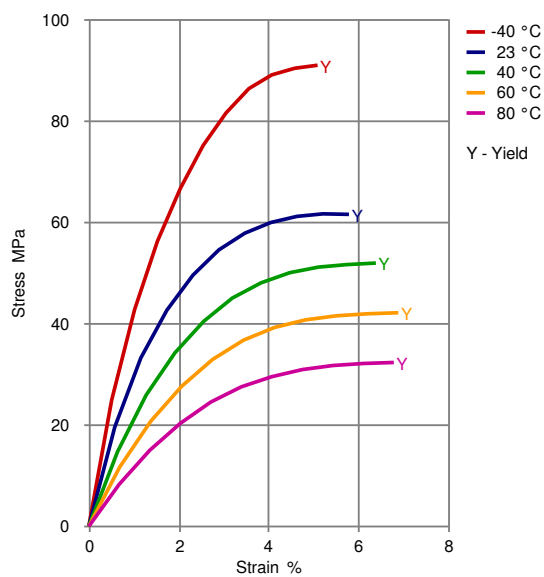
Shear stress-shear rate



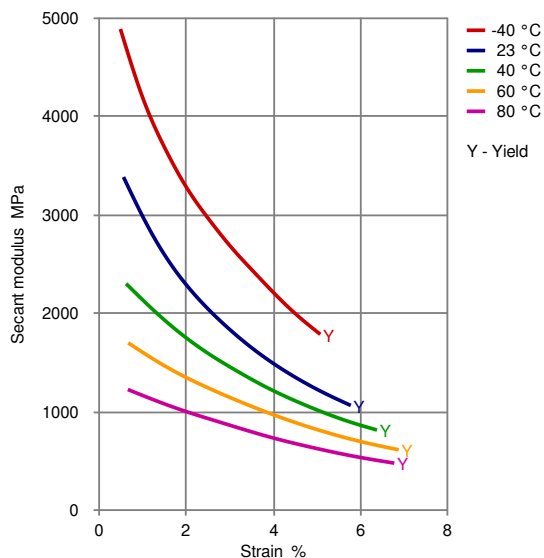
Dynamic Shear modulus-temperature



Stress-strain



Secant modulus-strain



Typical injection moulding processing conditions

	Value	Unit
Pre Drying		
Necessary low maximum residual moisture content	0.15	%
Drying time	3 - 4	h
Drying temperature	100 - 120	°C
Temperature		
Hopper temperature	20 - 30	°C
Feeding zone temperature	60 - 80	°C
Zone1 temperature	170 - 180	°C
Zone2 temperature	180 - 190	°C
Zone3 temperature	190 - 200	°C
Zone4 temperature	190 - 210	°C
Nozzle temperature	190 - 210	°C
Melt temperature	190 - 220	°C
Mold temperature	80 - 120	°C
Hot runner temperature	190 - 210	°C
Pressure		
Back pressure max.	40	bar
Speed		
Injection speed	slow-medium	
Screw Speed		
Screw speed diameter, 25mm	150	RPM
Screw speed diameter, 40mm	100	RPM
Screw speed diameter, 55mm	70	RPM

Other text information

Pre-drying

Drying is not normally required. If material has come in contact with moisture through improper storage or handling or through regrind use, drying may be necessary to prevent splay and odor problems.

HOSTAFORM® C 52021 - POM

Longer pre-drying times/storage

The product can then be stored in standard conditions until processed.

Injection molding

Standard injection moulding machines with three phase (15 to 25 D) plasticating screws will fit.

Injection Molding Preprocessing

General drying is not necessary due to low moisture absorption of the resin.

In case of bad storage conditions (water contact or condensed water) the use of a recirculating air dryer (100 to 120 °C / max. 40 mm layer / 3 to 6 hours) is recommended.

Max. Water content 0,2 %

Injection Molding Postprocessing

Conditioning e.g. moisturizing is not necessary.

Characteristics

Special Characteristics	Auto spec approved, Chemical resistant, Fuel resistant, High flow, Hydrolysis resistant
Product Categories	Unfilled
Processing	Injection molding
Regulatory	Drinking water approved, FDA food contact compliant
Delivery Form	Pellets
Additives	Release agent

Other Approvals

OEM	Specification	Additional Information
BMW	GS 93016	
Continental	TST N 055 54.14	
Ford	WSK-M4D635-A4	Natural & Black 12
Li Auto	Q/LiA5310020	2021 (V2)

Contact

Americas	Asia	Europe
8040 Dixie Highway Florence, KY 41042 USA Product Information Service t: +1-800-833-4882 t: +1-859-372-3244 Customer Service t: +1-800-526-4960 t: +1-859-372-3214 e: info-engineeredmaterials-am@celanese.com	4560 Jinke Road Zhang Jiang Hi Tech Park Shanghai 201210 PRC Customer Service t: +86 21 3861 9288 e: info-engineeredmaterials-asia@celanese.com	Am Unisys-Park 1 65843 Sulzbach, Germany Product Information Service t: +49-800-86427-531 t: +49-(0)-69-45009-1011 e: info-engineeredmaterials-eu@celanese.com

General Disclaimer

NOTICE TO USERS: Values shown are based on testing of laboratory test specimens and represent data that fall within the standard range of properties for natural material. These values alone do not represent a sufficient basis for any part design and are not intended for use in establishing maximum, minimum, or ranges of values for specification purposes. Colorants or other additives may cause significant variations in data values. Properties of molded parts can be influenced by a wide variety of factors including, but not limited to, material selection, additives, part design, processing conditions and environmental exposure. Any determination of the suitability of a particular material and part design for any use contemplated by the users and the manner of such use is the sole responsibility of the users, who must assure themselves that the material as subsequently processed meets the needs of their particular product or use. To the best of our knowledge, the information contained in this publication is accurate; however, we do not assume any liability whatsoever for the accuracy and completeness of such information. The information contained in this publication should not be construed as a promise or guarantee of specific properties of our products. It is the sole responsibility of the users to investigate whether any existing patents are infringed by the use of the materials mentioned in this publication. Moreover, there is a need to reduce human exposure to many materials to the lowest practical limits in view of possible adverse effects. To the extent that any hazards may have been mentioned in this publication, we neither suggest nor guarantee that such hazards are the only ones that exist. We recommend that persons intending to rely on any recommendation or to use any equipment, processing technique or material mentioned in this publication should satisfy themselves that they can meet all applicable safety and health standards. We strongly recommend that users seek and adhere to the manufacturer's current instructions for handling each material they use, and entrust the handling of such material to adequately trained personnel only. Please call the telephone numbers listed for additional technical information. Call Customer Services for the appropriate Materials Safety Data Sheets (MSDS) before attempting to process our products. The products mentioned herein are not intended for use in medical or dental implants.

Trademark

© 2022 Celanese or its affiliates. All rights reserved. Celanese®, registered C-ball design and all other trademarks identified herein with ®, TM, SM, unless otherwise noted, are trademarks of Celanese or its affiliates. Fortron is a registered trademark of Fortron Industries LLC. KEPITAL is a registered trademark of Korea Engineering Plastics Company, Ltd.